



2010 Annual Report



2009-2010 Board of Directors

Officers

R.C. Pottinger, *Chair*
Eileen Boucek, *Secretary*
Donna Honzel, *V Chair*
Karen Walsh, *Treasurer*
Scott Erdman, *Interim Exec Dir*

Members

Kim Berke Debi Frick
Susan Gorski Margie Hennig
Don Jones David Layng
Dr. Jim Stim Lori Wild
Pastor Tim Olson
Pastor Kenneth Krause

Rockford Lutheran Jr/Sr High School and Administrative Offices

3411 N. Alpine Rd
Rockford, IL 61114
815-877-9551

Rockford Lutheran Academy

4700 Augustana Drive
Rockford, IL 61107
815-226-4947

www.rockfordlutheran.org

Our Mission Statement

Rockford Lutheran School provides an exceptional college preparatory education in a challenging and inspiring Christian environment

Our Strategic Goals

- Maintain and increase high standards in both academics and extracurricular activities
- Maintain a Christian culture that, while rooted in our Lutheran heritage, emphasizes acceptance of all persons
- Assure faculty and staff are highly qualified, well equipped and dedicated to providing an exceptional education for our children
- Establish a strong financial foundation in order to maintain a high quality educational experience
- Demonstrate by dynamic communication, the value of our educational system
- Achieve and maintain “state-of-the-art” facilities
- Extend and enhance the educational experience through collaborative partnerships

A Letter from Scott Erdman, Interim Executive Director

The Annual Report is a time to celebrate Rockford Lutheran School and to thank the generous families, individuals, and corporations that have supported the school during the 2009-2010 school year. It is also a way to highlight the successes of our students as a result of their own efforts and talents but also because of a dedicated faculty, who continually support, challenge and encourage our students.

As the Interim Executive Director, I am so pleased with Rockford Lutheran School. It has been a joy to serve Rockford Lutheran for the past few months and to see the excitement build. I believe Rockford Lutheran is moving and growing for the future and that we are going to continue to be the best school in Rockford. We at Rockford Lutheran are excited about the future and we hope you share in our excitement.

Thank you again to our parents, alumni, donors, faculty, staff and board members for your loyalty and commitment to Rockford Lutheran School. Our founders had a wonderful vision for the school in 1964, and with everyone’s continued help and support, we will keep that vision alive and growing, making this the school students want to attend. God’s blessing to all.

Rockford Lutheran Makes A Difference

"The Physics class has had the most impact. It pushed me to work ridiculously hard which is good. It challenged all aspects of my education."

"I have always enjoyed and appreciated the teacher and staff willingness to go the extra mile. Whether it's staying after hours or coming in early to lend a hand, my teachers have always been more than instructors. I will miss the bonds I have made at Lutheran."

"I will never forget my experiences at Lutheran. I will be leaving more than just home behind when I leave for college."

Community service is an important component in developing a strong moral character.

- Each year Academy students are involved in school sponsored charity events
- 7th and 8th graders serve 20 hours each year for special projects with their families
- Freshmen and sophomores serve 20 hours annually in the school and their home churches
- Juniors and seniors serve 40 hours in service to their communities through a variety of Christian service projects such as food drives, Christmas toy drives and specialty clothing drives

Rockford Lutheran School At A Glance

Established in 1964, we are associated with 25 area Lutheran churches. Our Association Lutheran churches have affiliations with both ELCA & LCMS. Open to all faiths, students attend more than 100 area churches; 47% attend a Lutheran church.

School	Students	Number of Teachers	Student Teacher Ratio
Academy	234	20*	12/1*
Jr. & Sr. High	558	33	17/1

* number does not include classroom aides

**All faculty are State Certified and average 15 years teaching experience
46% of teachers hold Masters Degrees**

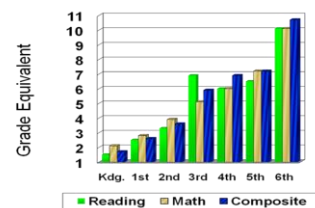
Rockford Lutheran Academy

- **Ability Based Learning:** Students are grouped according to academic evaluation and their curriculum is adjusted in Reading, Math, and Language Arts to allow for individual success at grade level skills and beyond in grades 2 – 5. Kindergarten and 1st grade are ability based in Reading.
- **Stanford testing in grades K – 5.** Students average 2 - 3 grade levels above the national and state averages.
- **Foreign Language** – Spanish is taught at all grade levels in Pre K – 5.
- **Music/Art and other Special Fine Arts Programs**

Band / Orchestra	Drama / Music	Art
Computer	Gym	Library

Rockford Lutheran Academy Stanford Grade Equivalency Scores

Spring 2009



05.21.09

"Honestly, I believe that the administration is one of the reasons my experience here was so wonderful. I feel like I genuinely was cared for and respected by all the administrators."

Before/After School Care – Our academy has an exemplary Before and After Care program. Students are attended to from 6:30 a.m. – 7:45 a.m. and from 3:15 p.m. – 5:30 p.m.

RLA Sports Teams - Various sports (co-ed soccer, cross country, volleyball, spirit squad, track and wrestling) are sponsored by Rockford Lutheran School in grade 5. Jr. Crusader Football is for students in grades 2 – 5. Younger students are encouraged to participate on Lutheran teams promoted by local organizations.

Rockford Lutheran Jr. & Sr. High School

2010 Graduate Profile

Curriculum

- ACT scores: Composite 23.5, Top 20% of Class 29.8 (State 20.8; National 21.1)
- 100% Graduation Rate
- 97% went on to post high school institutions
- 19 IL State Scholars (18% of the class)
- Over \$2.5 million dollars awarded in academic and athletic scholarships

Athletics

- 44 students selected for All Conference

Jr. & Sr. High Course Offerings and Academic Information

- Honors courses are offered in Math, Science, English, Foreign Language, and Social Studies
 - AP testing is offered in Anatomy/Physiology, Physics II, College Calculus, Foreign Language, and Senior Honors English
 - More than 85% of students who have taken AP tests are successful in receiving college credit.
- 6 year study in 3 Foreign Languages (French, German, and Spanish)
- Computer applications and programming
- Award winning programs in Art, Band, Choir, Orchestra and Drama
- Rockford Lutheran Junior High Students average 3 years above national averages.

"The Theatre Department was the most meaningful for me. We were like family."

Jr. & Sr. High Athletics

- **Big Northern Conference - High School**
- **Northern Conference – Junior High**

- Three Gymnasiums
- Lighted Field and Track Complex
- State-of-the-Art Weight Room
- Division I Scholarship Recipients



Senior High School Team History



52 Conference Championships
 44 Regional Championships
 2 District Championships
 13 Sectional Championships

6 IHSA "Sweet Sixteen" Appearances
 3 Super-Sectional Championships
 22 State Tourney Appearances
 1 State Championship

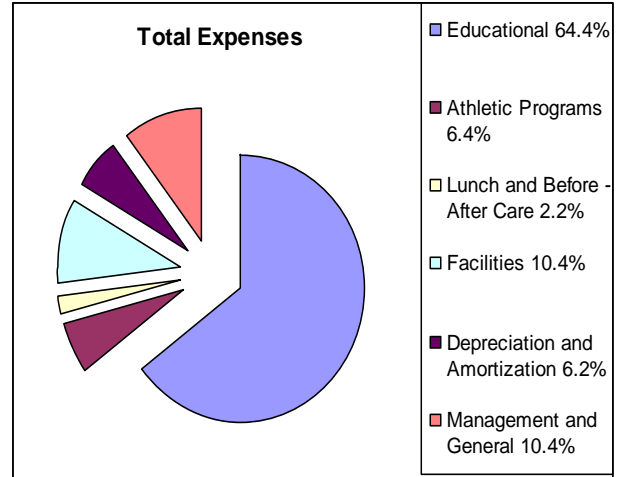
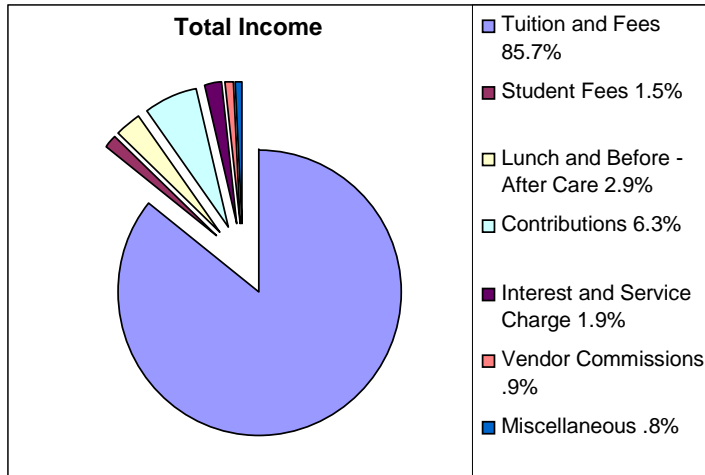
Junior High School Team History State Championships



- 5 Cheerleading
- 5 Girls Track
- 4 Boys Track
- 4 Boys Basketball
- 2 Volleyball



Rockford Lutheran School Financial Report Fiscal Year July 1, 2009 through June 30, 2010



Sources of Income

Tuition and Fees	\$ 4,648,610	85.7%
Student Fees	\$ 81,082	1.5%
Lunch and Before/After Care	\$ 159,245	2.9%
Contributions	\$ 341,637	6.3%
Interest and Service Charge	\$ 100,927	1.9%
Vendor Commissions	\$ 46,321	.9%
Miscellaneous	\$ 43,328	.8%

Sources of Expenses

Educational	\$ 3,306,778	64.4%
Athletic Programs	\$ 327,068	6.4%
Lunch and Before/After Care	\$ 111,213	2.2%
Facilities	\$ 532,082	10.4%
Depreciation and Amortization	\$ 315,819	6.2%
Management and General	\$ 536,634	10.4%

Total Income \$ 5,421,150

Total Expenses \$ 5,129,594

Statement of Activity

REVENUE, GAINS, AND OTHER SUPPORT			
Total Income, net of assets released from restriction	\$ 5,421,150	Change in Net Assets	\$ 291,556
EXPENSES			
Total Programs and Services	\$ 3,996,056	Net Assets - beginning of year	\$ 2,776,402
Management and General	\$ 1,113,538	Net Assets - end of year	\$ 3,067,958
Total Expenses	\$ 5,129,594		
The condensed Statement of Activity highlights were derived from the school's financial statement audit by SVA, CPA			

Thank you for showing your pride and commitment through your continued and important financial and volunteer support.

